

Viral RNA from Influenza - Manual Method

OVERVIEW

Major disease outbreaks are associated with the circulation of influenza virus Type A and B in human populations. Infection with Influenza B virus is usually milder than infection with Influenza A virus, but both agents are significant causes of upper respiratory illness. Clinical research in understanding and treating influenza starts with isolation of the RNA. The Akonni Biosystems TruTip Extraction Kits offer a competitive solution for fast and efficient isolation of Influenza A and B viral RNA from challenging clinical sample types to deliver inhibitor-free, RT-PCR-ready RNA in just minutes.

- Faster than all other methods
- Remove inhibitors and contaminants
- Eliminate spin column and centrifugation steps
- Achieve consistent yields equal to industry 'gold standards'
- Scalable to fit your throughput needs

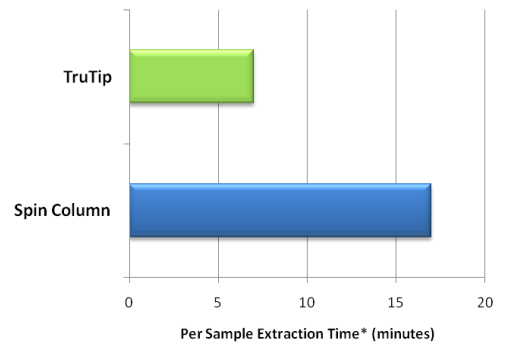
THE POWER OF TRUE ON-DEMAND SAMPLE PREPARATION



Akonni TruTip uses a patented and innovative nucleic acid binding matrix inserted in a pipette tip. TruTip can be used to purify a single sample and get results fast!

In the field, capitalize on TruTip's scalable portability and run one to eight samples at a time using a Rainin EDP® 3-Plus single or multichannel pipette. In the lab, use TruTip to extract nucleic acids as they come in, taking advantage of the power of true on-demand sample preparation.

TruTip Speed!



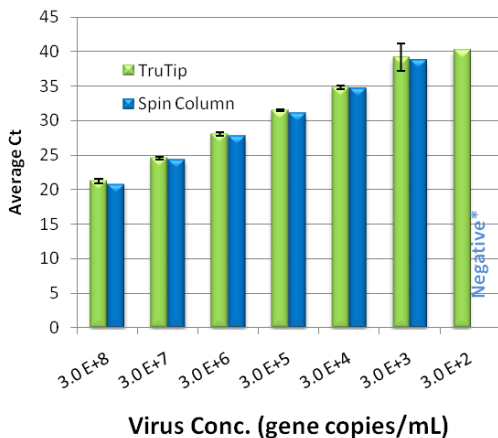
Save valuable time using TruTip to extract RNA from Nasopharyngeal samples.
*after 10 minute lysis step

TruTip RNA EXTRACTION RESULTS

Extensive testing on the extraction of influenza A (FluA) and influenza B (FluB) from both nasopharyngeal aspirate (NPA) samples and nasopharyngeal swab (NPS) samples in viral transport media (VTM) has demonstrated detection at clinically relevant concentrations with high reproducibility. RNA is suitable for any downstream amplification method.

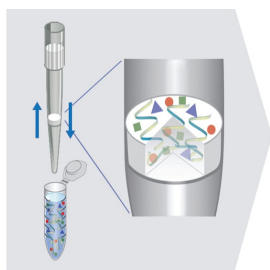
A head-to-head comparison with the gold standard spin column method using a serial dilution of virus spiked into pooled NPS samples demonstrates equivalent detection limits. The result is a linear trend with a correlation value (R^2) of 0.9998 between the two methods. Similar results were obtained when comparing the extractions of Flu B ($R^2 = 0.9989$). The average recovery is 45.5% compared to 47.9% for the spin column method.

Flu A Comparison

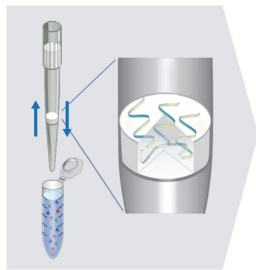


(left) Real-time RT-PCR results for the 2 ml TruTip demonstrate limit of detection equal to the standard spin column method with highly reproducible results. (n=3) *Spin Column method was negative for 3E+2 copies/mL.

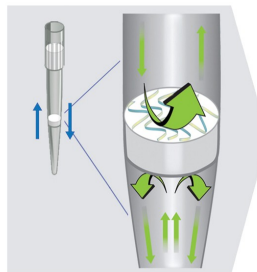
STEP 1: Bind Acid to Matrix



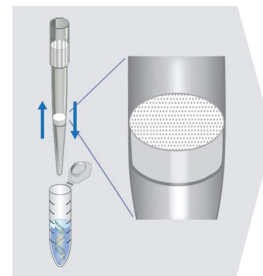
STEP 2: Wash Away Impurities



STEP 3: Air Dry



STEP 4: Elute



So simple, you'll be done in 4 easy steps!

ORDERING INFORMATION

To learn more about how TruTip sample preparation will revolutionize the way you extract nucleic acids, visit us at www.akonni.com.

TruTip Influenza RNA Kit:

To extract and purify RNA from Influenza A & B and human Respiratory Syncytial Virus using nasopharyngeal swab and aspirate samples.



Viral RNA Extraction Using Rainin EDP3-Plus Electronic Pipette		Starting Volume	Catalog No.	
Pipette Size	# of Tips & Type	Less Viscous & Lower Volume	Standard Kit	Starter Kit*
2 mL	60 SPT	≤ 250µL	300-11100	300-11104
1 mL	96 LPT 4.0	≤ 125µL	300-11118	300-11119

*Starter Kits for first time buyers contain Rainin's EDP® 3-Plus Pipette.

To order call +1 301.698.0101

info@akonni.com

For Research Use Only. Not for use in diagnostic procedures. No claim or representation is intended for the diagnosis, prevention, or treatment of a disease.

US Patent #7759112 & additional patents pending. The Akonni logo and TruTip are trademarks of Akonni Biosystems, Inc.. RAININ and LTS are registered trademarks, and EDP3-Plus is a trademark of Rainin Instruments, LLC..

© 2011 Akonni Biosystems. All rights reserved.



CORPORATE HEADQUARTERS

TTP-DS-008 1108.1

400 SAGNER AVE, SUITE 300

FREDERICK, MD 21701

PH: 301.698.0101

FX: 301.698.0202

WWW.AKONNI.COM